






ferti·lome®



Spurge



Crabgrass



Dandelion

# Weed Out with Q

**Controls Crabgrass & Broadleaf Weeds in Lawns**

**KEEP OUT OF REACH  
OF CHILDREN**

**CAUTION**

**SEE BACK PANEL AND BOOKLET  
FOR FIRST AID AND ADDITIONAL  
PRECAUTIONARY STATEMENTS**

**Net Contents One Pint (16 FL. OZS.)**

**ACTIVE INGREDIENT:**

2,4-D, dimethylamine salt .....	6.42%
Quinclorac .....	2.13%
Dicamba, dimethylamine salt.....	0.60%

INERT INGREDIENTS: .....	90.85%
TOTAL.....	100.00%

**THIS PRODUCT CONTAINS:**

0.456 lb. 2,4-dichlorophenoxyacetic acid  
equivalent per gallon or 5.33%

0.182 lb. 3,7-dichloro-8-quinolinecarboxylic  
acid per gallon or 2.13%

0.043 lb. 3,6-dichloro-o-anisic acid  
equivalent per gallon or 0.50%

Isomer Specific By AOAC Methods.

ferti•lome® Weed Out with Q

25M-7-0612 FK


**STOP! READ THE ENTIRE LABEL FIRST. OBSERVE ALL PRECAUTIONS AND FOLLOW DIRECTIONS CAREFULLY.**

**FIRST AID**

<b>If In Eyes:</b>	<ul style="list-style-type: none"><li>• Hold eye open and rinse slowly and gently with water for 15-20 minutes. Remove contact lenses, if present, after the first 5 minutes. Then continue rinsing eye.</li><li>• Call a poison control center or doctor for treatment advice.</li></ul>
<b>If Swallowed:</b>	<ul style="list-style-type: none"><li>• Call a poison control center or doctor for treatment advice.</li><li>• Have person sip a glass of water if able to swallow.</li><li>• Do not induce vomiting unless told to by a poison control center or doctor.</li><li>• Do not give anything by mouth to an unconscious person.</li></ul>

**HOT LINE NUMBER**

Have the product container or label with you when calling a poison control center or doctor or going for treatment.

In the event of a medical or chemical emergency, contact **ChemTel**  **INC.**  
North America 1-800-255-3924 or Worldwide Intl. + 01- 813-248-0585

Manufactured By:



230 FM 87

BONHAM, TEXAS 75418

EPA Reg. No. 2217-896-7401

EPA Est. No. 7401-TX-01

Visit Us At:

[www.fertilome.com](http://www.fertilome.com)



PEEL FROM CORNER OF BOOKLET

**PRECAUTIONARY STATEMENTS  
HAZARDS TO HUMANS AND DOMESTIC ANIMALS**

**CAUTION:** Causes moderate eye irritation. Avoid contact with eyes, skin or clothing. Harmful if swallowed. When using this product, wear long-sleeved shirt, long pants, socks, shoes, and rubber gloves.

Wash thoroughly with soap and water after handling and before eating, drinking, chewing gum or using tobacco. After using this product, rinse gloves before removing, remove clothing and launder separately before reuse, and promptly and thoroughly wash hands and exposed skin with soap and water. Remove saturated clothing as soon as possible and shower.

**USER SAFETY RECOMMENDATIONS**

- Users should wash hands before eating, drinking, chewing gum, using tobacco, or using the toilet.
- Users should remove clothing/PPE immediately if pesticide gets inside. Then wash thoroughly and put on clean clothing. If pesticide gets on skin, wash immediately with soap and water.
- Users should remove PPE immediately after handling this product. Wash the outside of gloves before removing. As soon as possible, wash thoroughly and change into clean clothing.

### **ENVIRONMENTAL HAZARDS**

This pesticide is toxic to fish and aquatic invertebrates. Do not apply directly to water, to areas where surface water is present, or to intertidal areas below the mean high water mark. Drift and runoff may be hazardous to aquatic organisms in water adjacent to treated areas. Do not contaminate water when disposing of equipment wash waters or rinsate.

This chemical has properties and characteristics associated with chemicals detected in groundwater. The use of this chemical in areas where soils are permeable, particularly where the water table is shallow, may result in groundwater contamination. Application around a cistern or well may result in contamination of drinking water or groundwater.

### **DIRECTIONS FOR USE**

It is a violation of Federal law to use this product in a manner inconsistent with its labeling.

#### **General Precautions and Restrictions:**

- Do not apply this product in a way that will contact any person or pet, either directly or through drift. Keep people and pets out of the area during application.
- Do not allow people or pets to enter the treated area until sprays have dried.

#### **SHAKE WELL BEFORE USING**

**PRODUCT FACTS:**

**What It Does:** Kills major broadleaf and troublesome grass weeds including dandelion, chickweed and clover as well as crabgrass and foxtail. (See inside for complete list)

**Where to Use:** Lawns: Kills the weeds not the lawn when used as directed.

**When to Use:** Apply when daytime temperatures are below 90°F.

**HOW IT WORKS:**

**Fertilome Weed Out with Q** contains three proven weed killers that target lawn weeds and crabgrass. This herbicide enters the lawn weeds through their leaves and moves throughout the plant to provide control. And lawns listed on this label will not be harmed when used as directed.

**WHERE TO USE:**

**Fertilome Weed Out with Q** can be applied to residential lawns with the following turfgrass species:

**Lawns To Be Treated:**

Cool Season Turfgrass	Warm Season Turfgrass
Kentucky bluegrass Ryegrass, perennial and annual Tall fescue Mixtures of cool season grasses containing fine fescues (red, hard and chewings)	Bermudagrass <sup>1</sup> , common and hybrid Zoysiagrass Buffalograss

<sup>1</sup>Application to bermudagrass may cause temporary yellowing or discoloration but full recovery can be expected. Do not apply to bermudagrass when daytime temperatures exceed 85° F.

**DO NOT apply Fertilome Weed Out with Q to the following:**

Bahiagrass  
Bentgrass, colonial and creeping  
Carpetgrass  
Centipedegrass  
Dichondra  
Gardens including vegetables, fruit trees, vines and berries  
Ornamental plants (flowers, trees, groundcovers, landscape beds and shrubs)  
Seashore paspalum  
St. Augustinegrass  
Turfgrass species that are not listed on this label.

**GRASS AND BROADLEAF WEEDS CONTROLLED:**

A partial list is presented below:

**GRASS WEEDS**

Crabgrass, large and smooth; Foxtail, green, yellow and giant; Signalgrass, broadleaf

**BROADLEAF WEEDS**

Annual yellow sweetclover, Aster, Austrian fieldcress, Bedstraw, Beggarticks, Betony, Florida, Bindweed, field, Bird vetch, Bitter wintercress, Bittercress, hairy, Bitterweed, Black-eyed Susan, Black medic, Black mustard, Blackseed plantain, Blessed thistle, Bloodflower milkweed, Blue lettuce, Blue vervain, Bracted plantain, Brassbuttons, Bristly oxtongue, Broadleaf dock, Broadleaf plantain, Broomweed, Buckhorn, Buckhorn plantain, Bulbous buttercup, Bull thistle, Bullnettle, Burclover,

Burdock, Burning nettle, Burweed, Buttercup, Buttonweed, Canada thistle, Carolina geranium, Carpetweed, Catchweed bedstraw, Catnip, Catsear, Chickweed, common, Chickweed, mouseear, Chicory, Cinquefoil, Clover, crimson, Clover, hop, Clover, red, Clover, strawberry, Clover, sweet, Clover, white, Cockle, Cocklebur, Common mullein, Creeping Jenny (Creeping Charlie), Cudweed, Curly dock, Daisy, English, Daisy fleabane, Daisy, oxeye, Dandelion, Dichondra, Dogbane, Dogfennel, Dollarweed, Elderberry, False dandelion, Falseflax, False sunflower, Fiddleneck, Florida pusley, Frenchweed, Galinsoga, Goathead, Goldenrod, Ground ivy, Gumweed, Hairy fleabane, Hawkweed, Healall, Heartleaf drymary, Heathaster, Hedge bindweed, Hedge mustard, Hemp, Henbit, Hoary cress, Hoary plantain, Hoary vervain, Horsenettle, Jimsonweed, Knawel, Knotweed, Kochia, Lambsquarters, Lespedeza, Mallow, Matchweed, Mexicanweed, Milk vetch, Morningglory, Mouseear hawkweed, Mugwort, Musk thistle, Mustard, Narrowleaf plantain, Narrowleaf vetch, Nettle, Orange hawkweed, Oriental cocklebur, Oxalis, Parsley-piert, Parsnip, Pearlwort, Pennycress, Pennywort, Peppergrass, Pepperweed, Pigweed, Pineywoods bedstraw, Plains coreopsis (tickseed), Plantain, Poison ivy, Poison oak, Pokeweed, Poorjoe, Prairie sunflower, Prickly lettuce, Prickly sida, Prostrate knotweed, Prostrate pigweed, Prostrate spurge, Prostrate vervain, Puncturevine, Purslane, common, Ragweed, Red sorrel, Redroot pigweed, Redstem filaree, Rough cinquefoil, Rough fleabane, Russian pigweed, Russian thistle, Scarlet pimpernel, Scotch thistle, Sheep sorrel, Shepherdspurge, Slender plantain, Smallflower galinsoga, Smooth dock, Smooth pigweed, Sorrel, Sowthistle, Spanishneedles, Speedwell, Spiny



amaranth, Spiny cocklebur, Spiny sowthistle, Spotted catsear, Spotted spurge, Spurweed, Stinging nettle, Strawberry, India mock, Tall nettle, Tall vervain, Tansy ragwort, Tansy mustard, Tanweed, Thistle, Trailing crown-vetch, Tumble mustard, Tumble pigweed, Velvetleaf, Venice mallow, Virginia buttonweed, Virginia creeper, Virginia pepperweed, Water pennywort, Wavyleaf bullthistle, Western clematis, Western salsify, White mustard, Wild aster, Wild buckwheat, Wild carrot, Wild four-o'clock, Wild garlic, Wild geranium, Wild lettuce, Wild marigold, Wild mustard, Wild onion, Wild parsnip, Wild radish, Wild rape, Wild strawberry, Wild sweet potato, Wild vetch, Wild violet, Woodsorrel, Woolly croton, Woolly morningglory, Woolly plantain, Wormseed, Yarrow, Yellow rocket, Yellowflower pepperweed, and other broadleaf weeds

**WHEN TO USE:**

Apply this product when weeds are small and actively growing.

Weed Species	Season	Timing	Maximum number of applications <sup>1</sup>	Applications interval, days	Comments
<b>Crabgrass</b> (large and smooth):	Spring	From crabgrass emergence until the crabgrass is 3 to 4 inches in height	2	14	Re-treat at the same rate at 14 days later for dense populations or for continued crabgrass emergence.
<b>Foxtail</b> (green, giant and yellow):	Spring and early summer	During the early growth stages or when foxtail is 1 to 4 inches in height.	2	14	Re-treat at the same rate at 14 days later for dense populations.

Weed Species	Season	Timing	Maximum number of applications <sup>1</sup>	Applications interval, days	Comments
<b>Broadleaf signalgrass</b>	Spring and early summer	During the early growth stages or during the 3 to 7 leaf stage.	2	14	Re-treat at the same rate at 14 days later if needed.
<b>Dandelion, plantain, buttercup, speedwell, knotweed</b> and other listed broadleaf weeds	Spring	When broadleaf weeds are small and actively growing.	2		Apply when broadleaf weeds are young and actively growing with adequate soil moisture.
<b>Henbit, chickweed, white clover, ground ivy, lawn burweed</b> and other listed broadleaf weeds	Fall	When broadleaf weeds are young and actively growing	2		Apply when broadleaf weeds are young and actively growing with adequate soil moisture

Weed Species	Season	Timing	Maximum number of applications <sup>1</sup>	Applications interval, days	Comments
<p><sup>1</sup>The maximum application rate is 6.4 fl.oz. of product per 1,000 sq.ft. per application (1.0 lb 2,4-D acid equivalent per acre per application).  The maximum number of broadcast applications is limited to 2 per year.  Do not apply more than 2 applications per year.  The maximum seasonal rate is 12.8 fl.oz. of product per 1,000 sq.ft. (2.0 lbs 2,4-D acid equivalent per acre)</p>					

#### HOW MUCH TO USE:

##### I. ENTIRE LAWN TREATMENTS WITH DIAL TYPE HOSE-END SPRAYERS

Three Easy Steps To Mix And Apply:

###### 1. FILL

- Measure the total lawn area to be sprayed. For rectangular areas, multiply the length by the width to obtain total square feet.
- The application rate for this product is 6.4 fl.oz. of product per 1,000 sq.ft. of lawn. Add an adequate amount of herbicide to the spray bottle to treat the total lawn area, or add 6.4 fl.oz. of product for every 1,000 sq.ft. of lawn area. Over-application or rates above those recommended on this label can cause turf injury.
- Do not add water to the sprayer jar.

## 2. SET THE DIAL

For hose-end sprayers: Set the dial to the rate per gallon and keep the dial set to this setting while spraying.

The dial setting or rate per gallon for this product is 2.5 oz. of product per gallon of water.

Types of hose-end sprayers	Dial setting
Ortho® Dial'N Spray® Hose-End Sprayer	2.5 oz.
Hudson® Hose End Liquid Concentrate Sprayer	2.5 fl.oz.
Gilmour® Dial-A-Mix® Lawn and Garden Sprayer	15 Teaspoons or 5 tablespoons

**3. SPRAY** — Apply evenly over the lawn.

## II. HAND-OPERATED SPRAYERS:

**For hand-operated sprayers (backpack, knapsack, tank-type or pump-up):**

- Apply to actively growing grass and broadleaf weeds during the early growth stages.
- Measure and mix the proper amount of product with water as described below. Mix 2.5 fl.oz. of product with 1 gallon of water to treat 400 sq.ft. of lawn. See below for additional spray preparations.
- Spray evenly over the lawn. Spray coverage should be uniform and complete. Over-application or rates above those recommended on this label can cause turf injury.

<b>Amount of Product to Use, Fluid Ounces</b>	<b>Amount of Water in Sprayer, Gallons</b>	<b>Approximate Treated Area, Square feet</b>
2.5 fl.oz.	1 gallon	400 sq.ft.
3.75 fl.oz.	1.5 gallons	600 sq.ft.
5.0 fl.oz.	2 gallons	800 sq.ft.
7.5 fl.oz.	3 gallons	1,200 sq.ft.

Equal measures: 2.5 fl.oz. = 5 Tablespoons. 1 cup = 8 fl.oz. = 1/2 pint.

### **III. FOR TANK SPRAYER:**

**Add 2.5 fl.oz. per gallon of water for each 400 sq.ft.**

#### **CULTURAL TIPS AND NOTES:**

<b>When to Apply:</b>	<b>For established lawns For newly seeded areas For newly sodded, sprigged, or plugged areas</b>	<ol style="list-style-type: none"> <li>1. Apply when daytime temperatures are below 90°F.</li> <li>2. Apply this product to newly seeded grasses when well-established (approximately 6 weeks after seedling emergence) or after the third mowing.</li> <li>3. Apply this product 3 to 4 weeks after the sodding, sprigging, or plugging operations.</li> </ol>

**CULTURAL TIPS AND NOTES: (Continued)**

<b>Seed- ing:</b>		<ul style="list-style-type: none"><li>• The treated area can be seeded at 4 weeks after the application of this product.</li></ul>
<b>Irriga- tion:</b>	<b>Non- stressed turfgrass Stress from high tem- peratures, drought, insects or diseases.</b>	<ul style="list-style-type: none"><li>• Adequate soil moisture and favorable growing conditions enhance the performance of this product.</li><li>• Avoid applications of this product when turfgrasses are under stress since injury may result. If dry conditions exist, schedule irrigations (watering) before and after the application. For best results, delay the irrigation until approximately 24 hours after application of this product.</li></ul>
<b>Mow- ing:</b>		<ul style="list-style-type: none"><li>• Delay mowing 2 days before and until 2 days after the application of this product.</li><li>• Do not use clippings from the treated areas as mulch or compost around flowers, ornamentals, trees, or in vegetable gardens.</li></ul>

**CULTURAL TIPS AND NOTES:** *(Continued)*

**Non-target plants:**

- Do not apply this product to food crops (gardens, fruits and vegetables), forage crops, or ornamental plants including flowers, trees, shrubs, hedges, woody ornamentals, groundcovers established in landscape plantings and other nontarget plants.
- Do not spray exposed roots of ornamentals and trees.

**STORAGE AND DISPOSAL**

**PESTICIDE STORAGE:** Keep from freezing. Store in original container in a locked storage area inaccessible to children and pets. Avoid contamination of food or feedstuffs.

**DISPOSAL: If Empty**—Do not reuse this container. Place in trash or offer for recycling if available. **If Partly Filled**—Call your local solid waste agency for disposal instructions. Never place unused product down any indoor or outdoor drain.



### **LIMITED WARRANTY AND DISCLAIMER**

FOR USE ONLY AS DIRECTED. TO THE EXTENT CONSISTENT WITH APPLICABLE LAW, THE MANUFACTURER NEITHER MAKES NOR INTENDS ANY EXPRESS OR IMPLIED WARRANTIES, INCLUDING ANY WARRANTY OF MERCHANTABILITY OR FITNESS FOR A PARTICULAR PURPOSE, WHICH ARE HEREBY EXPRESSLY DISCLAIMED. IN NO CASE SHALL THE MANUFACTURER BE LIABLE FOR INCIDENTAL, CONSEQUENTIAL, OR SPECIAL DAMAGES RESULTING FROM THE USE OR HANDLING OF THIS PRODUCT. If these terms are not acceptable, return this product unopened immediately to the point of purchase, and the purchase price will be refunded in full. The terms of this Limited Warranty and Disclaimer cannot be varied by any written or verbal statements or agreements at the point of sale or elsewhere.

- One Pint Treats Up To 2,500 Sq. Ft.
- Kills Crabgrass, Dandelion, and Clover Plus 200 Other Listed Weeds
- Systemic Herbicide Activity
- Kills Even the Tough Weeds - Roots & All!



Manufactured By:  
**VPG** *Voluntary Purchasing Groups, Inc.*  
230 FM 87  
BONHAM, TEXAS 75418  
EPA Reg. No. 2217-896-7401  
EPA Est. No. 7401-TX-01  
Visit Us At:  
[www.fertilome.com](http://www.fertilome.com)



Get the free mobile app at  
<http://gettag.mobi>

**JOB #66901**