




ferti·lome®



BEFORE AFTER

WEED ZONE FREE

- Consistently **Fast** - Controls Tough Weeds Like Clover, Plantain, Ground Ivy, Spurge & Other Listed Weeds
- Proven Cool Weather Performance

**KEEP OUT OF REACH
OF CHILDREN
CAUTION**

**SEE BACK PANEL BOOKLET FOR FIRST AID,
PRECAUTIONARY STATEMENTS
AND DIRECTIONS FOR USE**

NET CONTENTS ONE PINT (16 FL. OZS)

ACTIVE INGREDIENTS:


2,4-D, 2-ethylhexyl ester.....	10.49%
Mecoprop-p, acid.....	2.66%
Dicamba, acid.....	0.67%
Carfentrazone-ethyl.....	0.54%

INERT INGREDIENTS:.....85.64%

TOTAL100.00%

**See back panel for
substatement of
ingredient statement.**

FIRST AID

<p>If Swallowed:</p>	<ul style="list-style-type: none"> • Call a Poison Control Center or doctor immediately for treatment advice. • Do not induce vomiting unless told to by a Poison Control Center or doctor. • Do not give any liquid to the person. • Do not give anything by mouth to an unconscious person.
<p>If On Skin:</p>	<ul style="list-style-type: none"> • Take off contaminated clothing. • Rinse skin immediately with plenty of water for 15-20 minutes. • Call a Poison Control Center or doctor for treatment advice.
<p>Have the product container or label with you when calling a Poison Control Center or doctor or going for treatment. In the event of a medical or chemical emergency, contact ChemTel  North America 1-800-255-3924 or Worldwide Intl. + 01- 813-248-0585</p>	
<p>NOTE TO PHYSICIAN: Contains petroleum distillate—vomiting may cause aspiration pneumonia.</p>	

 **PEEL FROM CORNER OF BOOKLET**

Manufactured By:



230 FM 87
 BONHAM, TEXAS 75418
 EPA Reg. No. 2217-855-7401
 EPA Est. No. 7401-TX-1
 Visit Us At:
www.fertilome.com





READ THE ENTIRE LABEL FIRST. OBSERVE ALL
PRECAUTIONS AND FOLLOW DIRECTIONS CAREFULLY.

PRECAUTIONARY STATEMENTS

HAZARDS TO HUMANS AND DOMESTIC ANIMALS

CAUTION: Harmful if absorbed through the skin. Avoid contact with skin, eyes, or clothing. Harmful if swallowed. When using this product, wear long-sleeved shirt, long pants, socks, shoes, and chemical resistant gloves.

Personal Hygiene Statements:

After using this product, rinse gloves before removing, remove clothing and launder separately before reuse, and promptly and thoroughly wash hands and exposed skin with soap and water. Remove saturated clothing as soon as possible and shower.

ENVIRONMENTAL HAZARDS

This pesticide is toxic to fish and aquatic invertebrates and may adversely affect non-target plants. To protect the environment, do not allow pesticide to enter or runoff into storm drains, drainage ditches, gutters or surface waters. Applying this product in calm weather when rain is not predicted for the next 24 hours will help to ensure that wind or rain does not blow or wash pesticide off the treatment area. Rinsing application equipment over the treated area will help avoid run off to water bodies or drainage systems.

This chemical has properties and characteristics associated with chemicals detected in groundwater. The use of this chemical in areas where soils are permeable, particularly where the water table is shallow, may result in groundwater contamination. Application around a cistern or well may result in contamination of drinking water or groundwater.

DIRECTIONS FOR USE

It is a violation of Federal law to use this product in a manner inconsistent with its labeling.

General Precautions and Restrictions

- Do not apply this product in a way that will contact any person or pet, either directly or through drift. Keep people and pets out of the area during application.
- Do not allow people or pets to enter the treated area until sprays have dried.

Not for use on turf being grown for sale or other commercial use as sod, or for commercial seed production, or for research purposes.

PRODUCT DESCRIPTION

This Trimec® product is a combination of four proven Weed Killers: 2,4-D, mecoprop-p, dicamba and carfentrazone-ethyl. Postemergent applications of this product control a wide range of broadleaf lawn weeds in residential lawns including Dandelion, Chickweed, Spurge, Pennywort (Dollarweed), Knotweed, Plantain, Clover and Ground Ivy (Creeping Charlie).

This product offers these advantages:

- Rapid and effective Weed control for common and troublesome Weed species in turf grass.
- Fast acting with evidence of injury within hours. Generally, the injury symptoms can be noticed within hours of the application and plant death can occur within 7 - 14 days.

WHERE TO USE

This product is intended for use on most Ornamental Lawns including:

COOL SEASON TURFGRASS	WARM SEASON TURFGRASS
Kentucky Bluegrass	Common Bermudagrass
Perennial Ryegrass	Hybrid Bermudagrass
Tall Fescue	Bahiagrass
Red or Fine Leaf Fescues	Zoysiagrass
Colonial Bentgrass	Buffalograss
Mixtures of Cool Season Species	St. Augustinegrass
	Centipedegrass

Turfgrass Tolerance:

The turfgrass tolerance to **ferti-lome® Weed Free Zone** may vary and temporary turfgrass yellowing may occur on St. Augustinegrass and certain varieties of Hybrid Bermudagrass.

ferti-lome® Weed Free Zone may injure certain turfgrass species. To reduce risk of lawn injury, avoid spraying drought stressed Lawns or when temperatures are above 90°F.

Prohibitions:

- Do not use this product on 'Floritam' or 'Bitterblue' varieties of St. Augustinegrass in Florida.
- Do not use this product on Carpetgrass, Dichondra or Lawns containing desirable Clovers.
- Do not apply this product to St. Augustinegrass during Spring green-up which is the transition period between dormancy and active growth.
- Do not spray roots of Trees or Ornamentals.
- Do not allow spray drift onto Vegetables, Flowers, Ornamental Plants, Shrubs, Trees and other desirable plants since injury may result.

- Do not exceed specified dosages for any area. Be particularly careful within dripline of trees and other ornamental species.
- Do not apply as a fine mist because of potential injury to desirable plants.
- Do not apply directly to or near water, storm drains, gutters, sewers, or drainage ditches. Do not apply within 25 feet of rivers, fish ponds, lakes, streams, reservoirs, marshes, estuaries, bays, and oceans. Do not apply when windy. To prevent product runoff, do not overwater the treated area to the point of runoff or apply when raining or when rain is expected that day. Rinse applicator over lawn or garden area only.

WHEN TO APPLY

Spray when broadleaf weeds are young and actively growing for best results.

ferti-lome® Weed Free Zone may be applied in the Spring, Summer, or Fall.

Spring and Fall treatments under adequate soil moisture conditions are preferred to the Summer treatments. Generally, Summer broadcast applications to older, drought stressed weeds are less effective.

Broadcast (entire areas) applications or follow-up applications at 2-6 week intervals are recommended for more mature Weeds, for dense infestations, and for adverse environmental conditions.

Spot treatments during summer may be appropriate for sparse infestations, or as a follow-up treatment, or any time broadleaf weeds are susceptible.

CULTURAL TIPS FOR IMPROVED CONTROL

Irrigation:

- Do not apply this product immediately before rainfall or irrigation. Rain or watering within 4 hours after treatment may reduce effectiveness.

Mowing:

- Delay mowing 1 to 2 days before and after the application of this product.

Reseeding Interval:

- Treated areas may be reseeded 2 weeks after application.

THREE EASY STEPS TO MIX AND APPLY

1. Determine (Measure) the Lawn area to be sprayed. Calculate square feet by multiplying length by width. The application rate for this product is presented as fl. oz. (tablespoons) per 1,000 sq. ft. of Lawn.
2. Use hand-operated sprayers (backpack sprayers, compression sprayers, knapsack sprayers or tank type) or hose end sprayers. Carefully measure and mix the proper amount of product with water. See below for instructions for the various types of sprayers.
3. Spray evenly over the lawn.

HOW MUCH TO USE

I. BROADCAST TREATMENTS FOR COOL SEASON TURF-GRASS

Use rates of **ferti-lome® Weed Free Zone** on cool season turf-grass as broadcast treatments are presented in Table 1. Limited to 2 broadcast applications per year. Minimum of 30 days between applications is required.

TABLE 1. RATE RECOMMENDATIONS FOR COOL SEASON TURFGRASS.

Species	Amount Of Product fl. oz./ 1,000 sq. ft.	Treated Area, sq. ft.		
		8.0 fl. oz Sprayer Jar or Retail Container	1.0 pt. (16 fl. oz.) Sprayer Jar or Retail Container	1.0 qt. (32 fl. oz.) Sprayer Jar or Retail Container
Kentucky Bluegrass	1.5 - 2.0	4,000 - 5,300 sq. ft.	8,000 - 10,600 sq. ft.	16,000 - 21,300 sq. ft.
Perennial Ryegrass	1.5 - 2.0	4,000 - 5,300 sq. ft.	8,000 - 10,600 sq. ft.	16,000 - 21,300 sq. ft.
Tall Fescue	1.5 - 2.0	4,000 - 5,300 sq. ft.	8,000 - 10,600 sq. ft.	16,000 - 21,300 sq. ft.
Red or Fine Leaf Fescues	1.5 - 2.0	4,000 - 5,300 sq. ft.	8,000 - 10,600 sq. ft.	16,000 - 21,300 sq. ft.
Colonial Bentgrass	1.5 - 2.0	4,000 - 5,300 sq. ft.	8,000 - 10,600 sq. ft.	16,000 - 21,300 sq. ft.
Mixtures of Cool Season Species	1.5 - 2.0	4,000 - 5,300 sq. ft.	8,000 - 10,600 sq. ft.	16,000 - 21,300 sq. ft.

HOW TO APPLY

FOR HOSE-END SPRAYERS FOR COOL SEASON TURFGRASS

- **For ferti-lome® 20-Gallon Lawn Sprayer, Model 390B, Sprayer Jar with 32 fl. oz. and Dilution Rate of 80:1:**

- For 1.5 fl. oz. of product per 1,000 sq. feet: Measure 10 fl. oz. of product into sprayer jar. Add water or fill with water to the 32 fl. oz. line of the sprayer jar. Spray entire contents uniformly on 6,700 sq. ft. of Lawn.

- For 2.0 fl. oz. of product per 1,000 sq. feet: Measure 13.3 fl. oz. of product into sprayer jar. Add water or fill with water to the 32 fl. oz. line of the sprayer jar. Spray entire contents uniformly on 6,700 sq. ft. of Lawn.

- **For ferti-lome® Metering Dial Insecticide and Fertilizer Sprayer.**

This sprayer can be set to meter tablespoons per gallon of water or can be set to teaspoons per gallon of water by using the converting orifice in the top of the mixing head.

- For 1.5 fl. oz. of product per 1,000 sq. ft.: Turn the metering dial until the desired setting number is next to the setting arrows on the side of the mixing head. Set the dial at 3 tablespoons per gallon. Add Herbicide to the sprayer bottle. Insert siphon tube into the base of the sprayer head. Attach water hose to sprayer. By squeezing the handle, you will be automatically spraying the proper spray concentration.

- For 2.0 fl. oz. of product per 1,000 sq. ft.: Turn the metering dial until the desired setting number is next to the setting arrows on the side of the mixing head. Set the dial at 4 tablespoons per gallon. Add Herbicide to the sprayer bottle. Insert siphon tube into the base of the sprayer head. Attach water hose to sprayer. By squeezing the handle, you will be automatically spraying the proper spray concentration.

The maximum application rate is 3.0 fl oz of product/1,000 sq ft per application. (0.5 lbs 2,4-D acid equivalent per acre per application.)

Maximum number of broadcast applications is limited to 2 per year.

The maximum seasonal rate is 6.0 fl oz of product/1,000 sq ft (1.0 lbs 2,4D acid equivalent per acre), excluding spot treatments.

II. SPOT TREATMENTS FOR COOL SEASON TURFGRASS.

HAND OPERATED OR PUMP-UP SPRAYERS

For cool season turfgrass, mix 1.5-2.0 fl. oz. of **ferti-lome® Weed Free Zone** per 1.0 gallon of water for treatment of approximately 1,000 sq. ft. of turfgrass. Apply any time the emerged broadleaf weeds are susceptible. Spray the target weeds thoroughly and wet the entire surface of the undesirable plants.

Spray Volume, Gallons Of Water	Fluid Ounces (fl. oz.) Of Product	Tablespoons (tbs.) Of Product	Area To Be Treated, sq. ft.
1 gallon	1.5 - 2.0 fl. oz.	3.0 - 4.0 tbs.	1,000 sq. ft.
2 gallons	3.0 - 4.0 fl. oz.	6.0 - 8.0 tbs.	2,000 sq. ft.
3 gallons	4.5 - 6.0 fl. oz.	9.0 - 12.0 tbs.	3,000 sq. ft.

Equal measures: 1.0 fl. oz. = 2 tablespoons,
1 tablespoon = 3 teaspoons

Uses rates of **ferti-lome® Weed Free Zone** on warm season turfgrass as broadcast treatments are presented in Table 2.

**TABLE 2. RATE RECOMMENDATIONS FOR WARM SEASON
TURFGRASS**

Species	Amount Of Product fl. oz./ 1,000 sq. ft.	Treated Area, sq. ft.		
		8.0 fl. oz Sprayer Jar or Retail Container	1.0 pt. (16 fl. oz.) Sprayer Jar or Retail Container	1.0 qt. (32 fl. oz.) Sprayer Jar or Retail Container
Common Bermudagrass	1.0 - 2.0	4,000 - 8,000 sq. ft.	8,000 - 16,000 sq. ft.	16,000 - 32,000 sq. ft.
Hybrid Bermudagrass	0.75 - 1.5	5,300 - 10,600 sq. ft.	10,600 - 21,300 sq. ft.	21,300 - 43,000 sq. ft.
Bahiagrass	0.75 - 1.5	5,300 - 10,600 sq. ft.	10,600 - 21,300 sq. ft.	21,300 - 43,000 sq. ft.
Zoysiagrass	0.75 - 1.5	5,300 - 10,600 sq. ft.	10,600 - 21,300 sq. ft.	21,300 - 43,000 sq. ft.
Buffalograss	0.75 - 1.5	5,300 - 10,600 sq. ft.	10,600 - 21,300 sq. ft.	21,300 - 43,000 sq. ft.
St. Augustine- grass	0.75 - 1.5	5,300 - 10,600 sq. ft.	10,600 - 21,300 sq. ft.	21,300 - 43,000 sq. ft.

Centipedegrass	0.75 - 1.5	5,300 - 10,600 sq. ft.	10,600 - 21,300 sq. ft.	21,300 - 43,000 sq. ft.
----------------	------------	------------------------------	-------------------------------	-------------------------------

HOW TO APPLY

FOR HOSE-END SPRAYERS FOR WARM SEASON TURFGRASS

- **For ferti-lome® 20-Gallon Lawn Sprayer, Model 390B, Sprayer Jar with 32 fl. oz. and Dilution Rate of 80:1:**

- *For 0.75 fl. oz. of product per 1,000 sq. feet:* Measure 5.0 fl. oz. of product into sprayer jar. Add water or fill with water to the 32 fl. oz. line of the sprayer jar. Spray entire contents uniformly on 6,700 sq. ft. of Lawn.

- *For 1.0 fl. oz. of product per 1,000 sq. feet:* Measure 6.7 fl. oz. of product into sprayer jar. Add water or fill with water to the 32 fl. oz. line of the sprayer jar. Spray entire contents uniformly on 6,700 sq. ft. of Lawn.

- *For 1.5 fl. oz. of product per 1,000 sq. feet:* Measure 10.0 fl. oz. of product into sprayer jar. Add water or fill with water to the 32 fl. oz. line of the sprayer jar. Spray entire contents uniformly on 6,700 sq. ft. of Lawn.

- *For 2.0 fl. oz. of product per 1,000 sq. feet:* Measure 13.3 fl. oz. of product into sprayer jar. Add water or fill with water to the 32 fl. oz. line of the sprayer jar. Spray entire contents uniformly on 6,700 sq. ft. of Lawn.

- **For ferti-lome® Metering Dial Insecticide and Fertilizer Sprayer.** This sprayer can be set to meter tablespoons per gallon of water or can be set to teaspoons per gallon of water by using the converting orifice in the top of the mixing head.

- *For 1.0 fl. oz. of product per 1,000 sq. ft.:* Turn the metering dial until the desired setting number is next to the setting arrows on the side of the mixing head. Set the dial at 2 table-

spoons per gallon. Add Herbicide to the sprayer bottle. Insert siphon tube into the base of the sprayer head. Attach water hose to sprayer. By squeezing the handle, you will be automatically spraying the proper spray concentration.

- *For 1.5 fl. oz. of product per 1,000 sq. ft.:* Turn the metering dial until the desired setting number is next to the setting arrows on the side of the mixing head. Set the dial at 3 tablespoons per gallon. Add Herbicide to the sprayer bottle. Insert siphon tube into the base of the sprayer head. Attach water hose to sprayer. By squeezing the handle, you will be automatically spraying the proper spray concentration.
- *For 2.0 fl. oz. of product per 1,000 sq. ft.:* Turn the metering dial until the desired setting number is next to the setting arrows on the side of the mixing head. Set the dial at 4 tablespoons per gallon. Add Herbicide to the sprayer bottle. Insert siphon tube into the base of the sprayer head. Attach water hose to sprayer. By squeezing the handle, you will be automatically spraying the proper spray concentration.

SPOT TREATMENTS FOR WARM SEASON TURFGRASS HAND OPERATED PUMP-UP SPRAYERS

For Warm Season Turfgrass, mix 0.75 - 1.5 fl. oz. of **ferti-lome® Weed Free Zone** per 1.0 gallon of water for treatment of approximately 1,000 sq. ft. of turfgrass. Apply any time the emerged Broad-leaf Weeds are susceptible. Spray the target Weeds thoroughly and wet the entire leaf surface of the undesirable plants.

Spray Volume, Gallons Of Water	Fluid Ounces (fl. oz.) Of Product	Tablespoons (tbs.) Of Product	Area To Be Treated, sq. ft.
1 gallon	0.75 - 1.5 fl. oz.	1.5 - 3.0 tbs.	1,000 sq. ft.
2 gallons	1.5 - 3.0 fl. oz.	3.0 - 6.0 tbs.	2,000 sq. ft.
3 gallons	2.25 - 4.5 fl. oz.	4.5 - 9.0 tbs.	3,000 sq. ft.

Equal measures: 1.0 fl. oz. = 2 tablespoons,
1 tablespoon = 3 teaspoons

The maximum application rate is 3.0 fl oz of product/1,000 sq ft per application (0.05 lbs 2,4-D acid equivalent per acre per application).

The maximum application rate is 3.0 fl.oz. of product/1,000 sq.ft. per application (0.5 lbs 2,4-D acid equivalent per acre per application).

The maximum number of broadcast applications is limited to 2 per year.

The maximum seasonal rate is 6.0 fl oz of product/1,000 sq ft (1.0 lbs 2,4-D acid equivalent per acre), excluding spot treatments.

BROADLEAF WEEDS CONTROLLED

ferti-lome® Weed Free Zone will control or suppress the following Broadleaf Weeds and will control or suppress other Broadleaf Weeds that are susceptible to 2,4-D. A partial list is presented below

BROADLEAF WEEDS

Aster, White Heath And White Prairie	(*Morningglory
Bedstraw	And Creeping Jenny)
Beggarweed, Creeping	Field Oxeye-daisy
Bindweed	(*Creeping Oxeye)
Black Medic	Filaree, Whitestem And Redstem
Broadleaf Plantain	Florida Betony
Buckhorn Plantain	Florida Pusley
Bull Thistle	Ground Ivy (Creeping Charlie)
Burclover	Groundsel
Burdock, Common	Hawkweed
Buttercup, Creeping	Healall
Carpetweed	Henbit
Chickweed, Common	Innocence (Blue-eyed Mary)
Chicory	Lambsquarters
Cinquefoil	Lawn Burweed
Clover	Lespedeza, Common
Compassplant	Mallow, Common
Curly Dock	Matchweed
Dandelion	Mouseear Chickweed
Dayflower	Old World Diamond Flower
Deadnettle	Oxalis (*Yellow
Dock	Woodsorrel And
Dogfennel	Creeping Woodsorrel)
English Daisy	Parsley-piert
False Dandelion (*Spotted Catsear	Pennsylvania Smartweed
And Common	Pennywort (*Dollarweed)
Catsear)	Pepperweed
Field Bindweed	Pigweed
	Pineappleweed
	Plantain

BROADLEAF WEEDS (Continued)

Poison Ivy	White Clover
Poison Oak	(*Dutch Clover,
Prostrate Knotweed	Honeysuckle Clover,
(*Knotweed)	White Trefoil And
Puncturevine	Purplewort)
Purple Cudweed	Wild Carrot
Purslane	Wild Garlic
Ragweed	Wild Geranium
Redweed	Wild Lettuce
Red Sorrel (*Sheep Sorrel)	Wild Mustard
Shepherdspurse	Wild Onion
Spotted Spurge	Wild Strawberry
Spurge	Wild Violet
Thistle	Yarrow
Veronica (*Corn Speedwell)	Yellow Rocket
Virginia Buttonweed	

STORAGE AND DISPOSAL

Do not contaminate water, food or feed by storage and disposal.

PESTICIDE STORAGE:

Store in original container in a locked storage area inaccessible to children or pets. Keep from freezing.

PESTICIDE DISPOSAL AND CONTAINER HANDLING: Nonrefillable container. Do not reuse or refill this container.

If empty: Place in trash or offer for recycling if available. **If partly**

filled: Call your local solid waste agency for disposal instructions.

Never place unused product down any indoor or outdoor drain.

LIMITED WARRANTY AND DISCLAIMER

The manufacturer warrants only that the chemical composition of this product conforms to the ingredient statement given on the label, and that the product is reasonably suited for the labeled use when applied according to the Directions for Use.

THE MANUFACTURER NEITHER MAKES NOR INTENDS ANY OTHER EXPRESS OR IMPLIED WARRANTIES, INCLUDING ANY WARRANTY OF MERCHANTABILITY OR FITNESS FOR A PARTICULAR PURPOSE, WHICH ARE EXPRESSLY DISCLAIMED. This limited warranty does not extend to the use of the product inconsistent with label instructions, warnings or cautions, or to use of the product under abnormal conditions such as drought, excessive rainfall, tornadoes, hurricanes, etc. These factors are beyond the control of the manufacturer or the Seller. Any damages arising from a breach of the manufacturer's warranty shall be limited to direct damages, and shall not include indirect or consequential damages such as loss of profits or values, except as otherwise provided by law.

The terms of this Limited Warranty and Disclaimer cannot be varied by any written or verbal statements or agreements. No employee or agent of the Seller is authorized to vary or exceed the terms of this Limited Warranty and Disclaimer in any manner.

THIS PRODUCT CONTAINS:

0.52 lb. 2,4-dichlorophenoxyacetic acid equivalent per gallon or 6.96%.

0.20 lb. (+)-R-2-(2-methyl-4-chlorophenoxy)propionic acid equivalent per gallon or 2.66%.

0.05 lb. 3,6-dichloro-o-anisic acid equivalent per gallon or 0.67%.

0.04 lb. Ethyl α ,2-dichloro-5-[4(difluoromethyl)-4,5-dihydro-3-methyl-5-oxo-1H-1,2,4-triazol-1-yl]-4-fluorobenzenepropanoate or 0.54%

Isomer Specific by AOAC Methods.

Contains Petroleum Distillate.

TRIMEC[®] is a registered trademark of PBI/Gordon Corporation.

Manufactured By:




230 FM 87 • BONHAM, TX 75418

EPA Reg. No. 2217-855-7401

EPA Est. No. 7401-TX-1

Visit Us At: www.fertilome.com



Get the free mobile app at
<http://gettag.mobi>



Job 66888