



Bat & Bird Exclusion

Batcone 2®

For best results with Batcone 2®, bend flanges slowly back and forth to prevent breakage .

- At dawn or dusk, which is the best time to conduct “batwatch”, observe points of entry/exit for bats in structure
- Incoming/outgoing bat activity will assist in determining number of cones needed for installation (see DVD for more detailed information). For large bat colonies, use multiple cones for best results
- Install cones at entry points, always at a downward angle...it is CRITICAL to seal all other entry/exit points before installing cones strategically to prevent bats from moving to other sections of structure
- After bats leave structure to feed and you are certain they are all outside the structure, remove remaining cones and seal all holes

A WORD OF CAUTION: Please note that removing bats during their birthing cycles can result in the offspring becoming trapped inside the structure. Please contact your state wildlife agency or state health department for information regarding bat birthing cycles in your region.



Batcone 2®

The innovative design of the Batcone 2® is ideal when a square shape is better suited to the entry port of a bat colony. It is designed with a built-in solid flange with mounting holes which allows easy and fast installation. It can also be used with the flexible vinyl flange, making it effective for virtually any surface application.

Batcone 2 (6 pk.)	N8-BC	672966	\$85.00
Batcone 2 (ea.)	N8-BC05		\$14.95



Pro-cone® Round

Designed for multiple use and multiple wildlife species: Bats, red squirrels, flying squirrels sparrows, starlings, rats and mice. Made from heavy duty plastic, built-in solid flange with mounting holes. Optional use with vinyl or wire flange. Works great on Spanish Tile roofs because of its shape.

Pro-cone Round (6 pk.)	N8-PC15	\$95.00
Pro-cone Round (ea.)	N8-PC20	\$16.95



Pro-cone® Corner

Designed for multiple use and multiple wildlife species: Bats, red squirrels, flying squirrels, sparrows, starlings, rats and mice. Made from heavy duty plastic, built-in solid flange with mounting holes. Cone has pre-fixed angle, designed for installation at any angle. Does not work with flanges.

Pro-cone Corner (6 pk.)	N8-PC05	\$95.00
Pro-cone Corner (ea.)	N8-PC10	\$16.95



Pro-cone® Square

Designed for multiple use and multiple wildlife species: Bats, red squirrels, flying quirels, sparrows, starlings, rats and mice. Made from heavy duty plastic, built-in solid flange with mounting holes. Offset square flange for installation in difficult areas. Optional use with vinyl or wire flange. Can be installed in corners of soffits. Square base allows you to “wedge” cone into place.

Pro-cone Square (6 pk.)	N8-PC25	\$95.00
Pro-cone Square (ea.)	N8-PC30	\$16.95

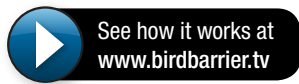
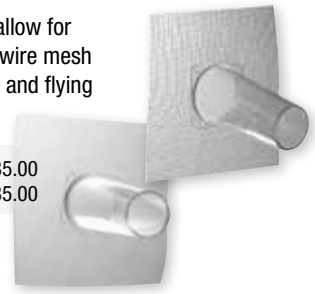


All the Pro-cone models are designed to exclude sparrows, starlings red squirrels, flying squirrels and small rodents in general pest control. They simply cannot get back inside. When the Pro-cone is used for birds, it should be pointed down.

Flanges

The flexible vinyl and wire mesh flange allow for installation on virtually any surface. The wire mesh flange is effective in the exclusion of red and flying squirrels, rats and mice.

Flexible Vinyl Flange (12 pk.)	N8-PC50	\$35.00
Wire Mesh Flange (12 pk.)	N8-PC55	\$35.00



Pur Black Foam

This foam was developed especially for outdoor use. It's a must for nuisance control professionals doing exclusion work on structures. It stops pests from entering buildings. It's black color blends into the surrounding environment and it never looks dirty. 32 oz. can: 1/2" bead = 1,200 linear feet)

Pur Black, 32 oz.	TF-PUR1	\$23.00
-------------------	---------	---------



Pur-Fill Gun Cleaner

Maintain your gun with a screw on Pur-Fill Gun Cleaner.


Pur-Fill, 20 oz.	TF-GCP1	\$16.00
------------------	---------	---------



Pageris Foam Gun

This state-of-the-art stainless steel and poly foam gun gives you professional control of foam flow and placement. It's a real time-saver for exclusion work and to fill cracks and holes found during your property site inspections.

Pageris Foam Gun, 12"	TF-PFG1	\$130.00
Pageris Long Foam Gun 24"	TF-PLG1	\$185.00



Foam Gun Kit

Includes green plastic molded carrying case, 3 cans of foam, 1 full size cleaner, 1 Pur Clean, 6 needle adapters and 1 flexible hose.

Foam Gun Kit	TF-FGK1	\$270.00
--------------	---------	----------



Copper Mesh Stuffing

This fine copper mesh is ideal for stuffing into small access areas to exclude birds or bats. For a more secure hold squirt some Bird Barrier Bond into the hole, making sure to connect the mesh to the surrounding surface.

Mesh Stuffing (per roll)	N8-CM	639871	\$54.00
--------------------------	-------	--------	---------



Polycarbonate Strips

Use these polycarbonate strips to create a slick surface to which swallows can't secure their nests. Use clear Bird Barrier Bond (see below). Will need to be taped in place while the Bond dries. Package of 8 strips, 4' long by 8" wide. Protects 32 linear feet of surface area.

Polycarbonate Strips (8)	SS-10	672988	\$97.00
Bird Barrier Bond (clear) 10 oz.	HA-BB04		\$7.50



Cleaning Products

Dissolve-It™

Dissolve-It breaks down bird droppings and eliminates odors. It allows for easy removal of stubborn, caked-on droppings. Simply mix Dissolve-It in a 1:1 ratio with water, saturate the target area and let the solution work for at least fifteen minutes. Solution can be applied with a hand sprayer. The residue will easily spray away with hose or power sprayer. Non-toxic, non-flammable and biodegradable, plus it is USDA accepted, environmentally safe. It can be poured over piles of bird droppings, as well as into drains, trash cans, sewers and grease traps. Use at 1:1 spray mixture with water. Mix 1:1 – 1 Gallon makes 2 gallons

Dissolve-It (1 gal.)	CL-3000	655026	\$23.50
Dissolve-It (5 gal.)	CL-3005		\$109.00



Repellent Gel Remover/Oil-Flo

This product effectively dissolves the polybutene commonly found in bird gels. After dissolved you are left with an easy cleanup. It is water soluble and will not damage most surfaces (with the exception of tar-based roofing materials. Instructions for use included.

Repellent Gel Remover (1 gal.)	CL-1000	645063	\$14.00
Repellent Gel Remover (1 gal.)	CL-1010	645064	\$49.00



Dirty Bird

Use Dirty Bird on any washable surface exposed to bird droppings, like roofs, gutters, ledges, awnings, chairs etc. It has been adapted to quickly break down and provide rapid organic waste removal including bird droppings. Dirty Bird can be used at 100%, but should be diluted. Mix 1:4 – 1 Gallon makes 5 gallons

Dirty Bird (1 qt.)	CL-7000	\$59.00
Dirty Bird (5 gal.)	CL-7005	\$279.00



MBDC-10 (Microbial Bird Dropping Cleaner)

is designed to replace ordinary cleaners with a safe, concentrated formulation that is safe for any surface that will not be harmed by a water based cleaner. DILUTION: MBDC-10 may be diluted with water 5-10 parts water to 1 part MBDC-10 depending on amount of soiling. APPLICATION: Use any power washer or hand sprayer. Spray on surface to be cleaned and allow soak time. Fully wet and loosen material. If droppings are not immediately removed when rinsed, a second application and soak cycle may be necessary. Note: If area is sanitized following removal microbial activity may be impaired. Mix 1:5 – 1 Gallon makes 6 gallons

MBDC (1 gal.)	CL-5000	750517	\$50.00
---------------	---------	--------	---------

