

Monterey advanced trapping system


Safe for organic uses, contains no pesticides. Place out of reach of children and pets.

Monterey advanced trapping system


## YELLOW STICKY TRAPS

### INSECT FACTS


The Yellow Sticky Trap works by imitating a very healthy plant leaf. Insects attracted to the trap are captured and killed in the powerful sticky glue. Catching and killing those first few insects is easier and more effective than trying to control a serious insect infestation later. Long term use of the Yellow Sticky Trap will reduce troubling infestations without the use of toxic chemicals.



Peel Paper



Attach to Stick



Place trap in Pot

### EASY INSTRUCTIONS

Peel the release paper from the trap. Place trap where insects have been seen. Place the trap on end, on its side, hang it using a twist tie or string, or attach to plastic or wooden stakes. Put traps near and above fruit, vegetables or other sources of insects. Use one trap per infested group of four plants, or for heavy infestations, use one trap at the base and one trap at the crown of infested plant. Place traps early in the season to prevent infestations from establishing. Dispose of traps when full or after 3 months. These traps are made of paper, not plastic, and can be composted or placed in a worm bin.

*In case of contact, remove glue with vegetable oil. Keep out of reach of children and pets.*



Lawn and Garden Products Inc.  
P. O. Box 35000, Fresno, CA 93745  
(559) 499-2100  
[www.montereylawnandgarden.com](http://www.montereylawnandgarden.com)

5 complete sticky traps



## YELLOW STICKY TRAPS

Monterey advanced trapping system  
For all types of Insect Pests



FOR USE IN:  
GARDEN, GREENHOUSE, NURSERY

YELLOW STICKY TRAPS

YELLOW STICKY TRAPS

0208-SS(01)  
Made in USA  
EPA Est. No. 66433-WA-1

