

Tick BLOCK

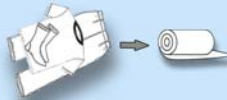
Permethrin
Clothing Treatment

New
Larger Bag!
with Slide-Lock seal

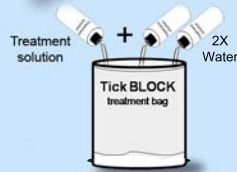
EASY APPLICATION

Read all package instructions and precautions before use!


Step 1 Stack and lightly roll the clothing to be treated.



Step 2 Pour entire solution bottle into treatment bag. Then fill solution bottle twice with water each time adding to bag.



Step 3 Add rolled clothes to treatment bag, seal and work solution into clothing. Release excess air, re-seal and let soak at least 2 hours.



Step 4 Remove treated clothing using the gloves provided and allow them to dry completely.



Clothing is now ready to be worn!

Treatment lasts over 1 month or 6 normal detergent washings



Visit us @:

www.TickBLOCK.com