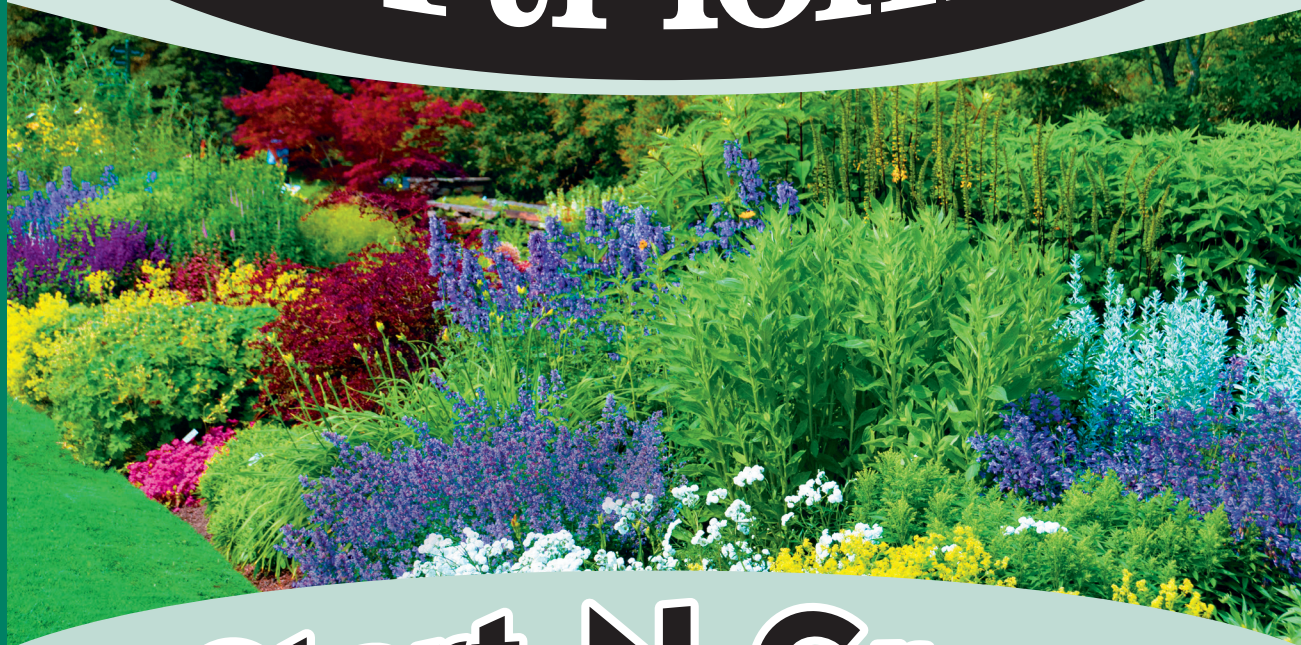





ferti·lome®



Start-N-Grow Premium Plant Food 19-6-12

- Slow Release Nitrogen
- Apply Every 3 to 4 Months During the Growing Season
- Establish & Maintain a Beautiful Landscape Like the Professionals
- For Use on All Indoor & Outdoor Plants



*Polymer-Coated, Sulfur-Coated Urea
Provides Gradual, Consistent
Nutrient Release When You Need it.*

KEEP OUT OF REACH OF CHILDREN



NET WEIGHT 4 LBS. (1.8 KG)

10745

Start-N-Grow

Premium Plant Food

ferti•lome® Start-N-Grow Premium Plant Food contains premium Slow Release Nitrogen and is designed for use at planting time as well as for use as a maintenance fertilizer. Apply every 3 to 4 months during the growing season to help maintain vigorous, beautiful plants and landscapes.

APPLICATION

PATIO, INDOOR AND OUTDOOR CONTAINER-GROWN PLANTS

New Plantings: Mix the proper amount listed below with potting mix in the bottom of the container before setting plants.

Established Container Plants: Place the proper amount listed below around the top of each container. Lightly mix into the soil and water thoroughly.

MEASURING GUIDE

| CONTAINER SIZE | INDOOR PLANTS | OUTDOOR PLANTS |
|---------------------|--|--|
| 4 inch | ¼ to ½ tsp. | ½ to 1½ tsp. |
| 5 to 6 Inches | ½ to ¾ tsp. | 1 to 2½ tsp. |
| 8 to 10 Inches | 1 to 1½ tsp. | 2 to 3 ½ tsp. |
| 1 Gallon | ½ to 1 tbs. | ¾ to 1½ tbs. |
| 2 Gallons | 1½ to 2 tbs. | 1¾ to 2¼ tbs. |
| 5 Gallons or larger | 5 tbs. plus ¼ tbs. for each additional gallon size | 5 tbs. plus ½ tbs. for each additional gallon size |

Fertilize according to container size listed below. When fertilizing sensitive plants, plants grown indoors in the shade, or plants grown outdoors in the shade, always use the lower fertilizer rate. Sensitive plants include Rhododendrons, Azaleas, Ferns, Violets, Orchids, etc.

ANNUALS, FLOWER BEDS, ROW CROPS, AND OTHER PLANTINGS

Mix the proper amount of ferti•lome® Start-N-Grow Premium Plant Food listed below into the top 4 to 6 inches of your prepared soil. For individual transplants mix ½ to 1½ teaspoons with soil under each individual plant. Apply at the rate shown below every 3 to 4 months during the growing season to help maintain vigorous, beautiful plants.

BED SIZE

| 10 SQ. FT. BED | 100 SQ. FT. BED | 1,000 SQ. FT. BED | ROW PLANTING |
|----------------|-----------------|-------------------|----------------------|
| ½ to 1 oz. | 6 to 10 oz. | 3 to 4 lbs. | 3 to 5 tsp. per foot |

PERENNIALS, ROSES, TREES AND SHRUBS

New Plantings: Apply 1¾ to 2¼ tablespoons per foot of expected growth height during the growing season. Mix with the soil in the bottom of the planting hole. Reapply every 3 to 4 months during the growing season.

Established Plants: Apply 2 to 2½ tablespoons for each foot of plant height in the early spring and again every 3 to 4 months during the growing season.


19-6-12

GUARANTEED ANALYSIS

| | |
|--|-------|
| Total Nitrogen (N) | 19% |
| 1.25% Ammoniacal Nitrogen | |
| 3.55% Nitrate Nitrogen | |
| 14.20% Urea Nitrogen* | |
| Available Phosphate (P ₂ O ₅) | 6% |
| Soluble Potash (K ₂ O) | 12% |
| Boron (B) | 0.02% |
| Copper (Cu) | 0.05% |
| 0.05% Water Soluble Copper (Cu) | |
| Iron (Fe) | 0.10% |
| 0.10% Water Soluble Iron (Fe) | |
| Manganese (Mn) | 0.05% |
| 0.05% Water Soluble Manganese (Mn) | |
| Zinc (Zn) | 0.05% |
| 0.05% Water Soluble Zinc (Zn) | |
| Derived from: Ammonium Phosphate, Potassium Nitrate, Urea, Polymer Coated Sulfur Coated Urea, Sodium Borate, Copper Sulfate, Ferrous Sulfate, Manganese Sulfate, Zinc Sulfate. | |
| *10.24 Slowly Available Nitrogen from Polymer Coated Sulfur Coated Urea. | F370 |

Buyer assumes all risks of use, storage or handling of this material not in strict accordance with directions given herewith. Information regarding the contents and levels of metals in this product is available on the internet at: <http://www.aapfco.org/metals.htm>

10745-0916-WP



230 FM 87 • BONHAM, TEXAS 75418
Visit Us At: www.fertilome.com
Product Questions? 855-270-4776