

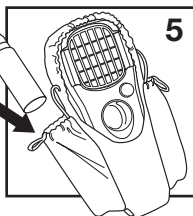
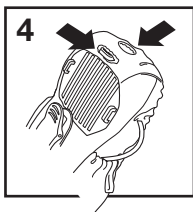
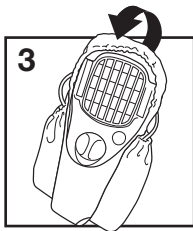
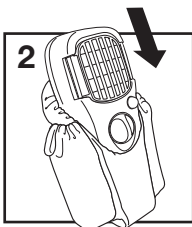
Holster with Clip

for ThermoCELL Mosquito Repellent Appliances

The ThermoCELL Holster with a Clip makes transporting and securing your ThermoCELL Appliance a breeze! Now you can easily attach your Appliance to just about anything including packs, fences, branches, tree stands or lawn chairs.

DIRECTIONS:

- 1 Check butane level in your Appliance. Insert new cartridge if needed.
- 2 Slide narrow end of Appliance into the very bottom of Holster sleeve.
- 3 Pull "hood" of Holster up over wide end of Appliance. Ensure that Holster is not covering the grill.
- 4 Line up the round hole on the hood with the Appliance's ignition viewing light. On Appliance model with On/Off turn dial, top foot on back of Appliance will fit into Holster eyelet.
- 5 Insert new mat if needed. Insert spare cartridge and mats in Holster side pouches if desired. To insert cartridge, grasp tab on pouch and pull open.
- 6 To change butane cartridge, take Appliance out of Holster. Refer to Appliance or refill box for refill replacement instructions.
- 7 Attach Appliance to objects using clip on back of Holster or by running a lanyard (not included) through loops above side pouches.



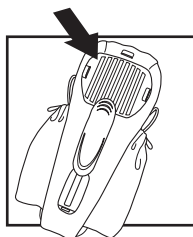
ThermoCELL Appliance sold separately

Features and Benefits:

- Convenient way to transport and secure ThermoCELL Appliance.
- Clip on Holster back makes attaching Appliance to all kinds of gear a breeze. Clip rotates 360° for maximum flexibility.
- Side pockets for cartridges and mats now feature elastic closures instead of noisy snaps.
- Holster fits all full-size ThermoCELL and ThermoSCENT Appliances.
- Only ThermoCELL's Holster ensures Appliance vents properly and is used in accordance with EPA regulations.

Proper Use of Holster and Appliance:

- Keep your Appliance in the OFF position during transport.
- Appliance works best when attached to a flat, stable surface with grill facing up.
- Make sure Holster is not covering up vents on Appliance back. Appliances need airflow from vents to work properly.
- DO NOT let Holster cover any part of Appliance grill. The grill gets HOT quickly.



The Schawbel Corporation
 26 Crosby Drive, Bedford, MA 01730
www.thermacell.com
 Questions or Comments:
 Phone: 1-8-NO-SKEETER
 Email: consumerquestions@thermacell.net

