




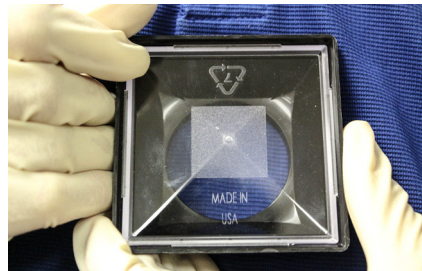
## Sensible Products for a Non-Sensible World

### Constructing SenSci Volcano®

To construct a SenSci Volcano, remove a clear bottom from the box and identify the side with the textured square. Snap the side with the textured square into the black top. Make sure the textured square in the center of the clear bottom is inside the monitor once the bottom is snapped in (should be able to read "Made In USA" and recycling logo if looking at the bottom of the monitor once put together).



Place Textured Square Inside the Volcano



"Made In USA" should be legible



Place Volcano flat on ground

### SenSci Activ® Directions for Use

Read and follow all label directions for this product. **DO NOT REMOVE CONTENTS OF PACKET!**

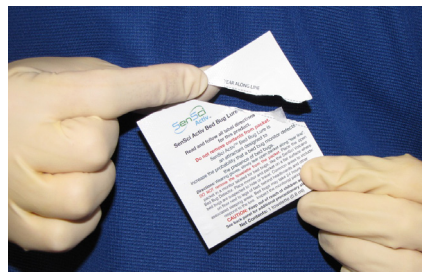
SenSci Activ Bed Bug Lure is an attractant designed to increase the probability that a bed bug monitor detects the presence of bed bugs. The mild odor from this product will dissipate shortly after opening the packet.

#### DIRECTIONS:

1. Wearing gloves, slowly tear open along "tear line". **DO NOT remove the towelette from the packet.**
2. Place the open packet in a monitor labeled for bed bugs, like the SenSci Volcano Bed Bug Detector.
3. Place monitor and packet on a flat surface where bed bugs are suspected to hide or travel.
4. Common areas to include: On the floor next to legs of bed, behind headboards and other associated sleeping areas. Bed bug may take 24 hours or more to respond to the lure. Inspect the monitor(s) periodically.



Tear Slowly Along "Tear Line"



Do Not Cut With Scissors



Do Not Remove Towelette



351 Lawrence Station Rd. Lawrenceville, NJ 08648  
[SenSciOnline.com](http://SenSciOnline.com)

## Constructing SenSci ActivVolcano™

Open a SenSci Activ packet by following the directions on the Activ packaging. Center an open packet on the clear bottom of a SenSci Volcano (place packet on the side with the textured square). With the Activ packet in place, snap the bottom of the Volcano into the black top of the Volcano (being sure the textured square and packet are on the inside of the monitor). Make sure the Activ package is not pinched between the bottom and top of the Volcano.



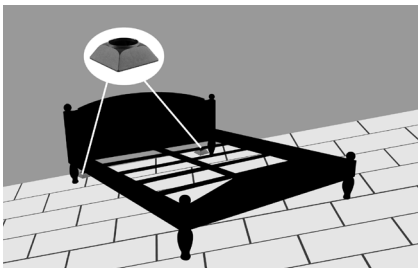
## Activ Usage

**Preliminary research suggests that SenSci Activ packets be replaced every 2-3 months for optimal results.** For expiration information, please refer to the expiration date embedded in the seal of the packet.

## Volcano or ActivVolcano Placement

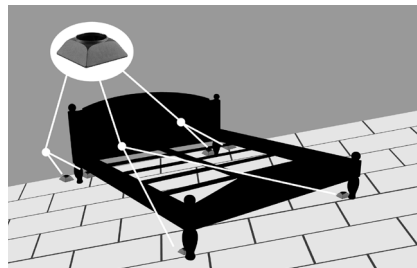
Bed bugs are known to travel along seams and edges. Knowing that bed bugs use seams and edges to travel around an environment, it is reasonable to expect bed bugs to walk along baseboards until they gain access to their host on the bed or couch. Therefore, to increase the chance of detecting bed bugs with a monitor, place monitors in areas of suspected travel such as corners of the room or along baseboards near sleeping areas. Monitors should also be placed next to legs of the bed or couch to increase your odds of detecting bed bugs.

Place SenSci Volcano or ActivVolcano flat on any surface bed bugs are known or suspected to travel or hide. Possible locations include but are not limited to along the baseboard and next to bed and couch legs. Inspect the monitor periodically for the presence of bed bugs. If bed bugs are found, dispose of bugs by flushing down the toilet or disposing of them in a sealed bag in an outdoor trash can. **It is recommended to replace Volcano once per year.**



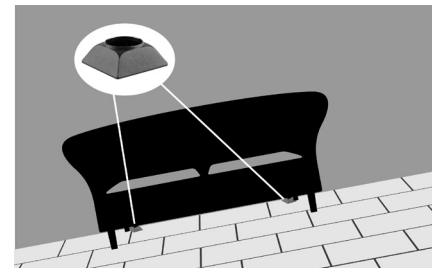
### Proactive Bed Bug Monitoring – Beds

Place one SenSci Volcano or ActivVolcano next to each leg at the head of the bed (typical bed has 2 head legs).



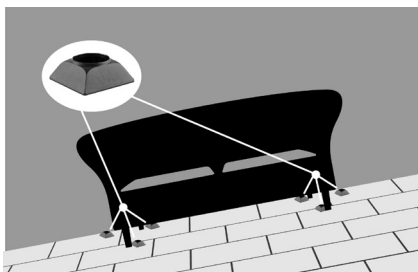
### Reactive Bed Bug Monitoring during or after an active Infestation – Beds

Place a SenSci Volcano or ActivVolcano next to each leg of the bed as well as on the floor against the baseboard on each side of the bed.



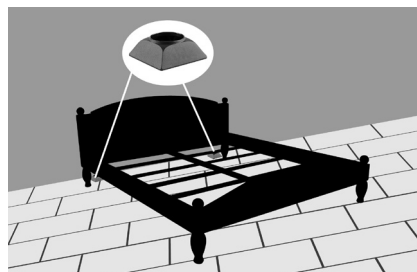
### Proactive Bed Bug Monitoring – Couches/Upholstered Furniture

Place one SenSci Volcano or ActivVolcano next to each leg on the back corners of the couch.



### Reactive Bed Bug Monitoring during or after an active infestation – Couches/Upholstered Furniture

Place a SenSci Volcano or ActivVolcano next to every couch leg as well as on the floor against the baseboard on each side of the back of the couch.



### Commercial Settings – Hotels

To proactively monitor for bed bugs place one SenSci Volcano or ActivVolcano on the floor against the baseboard to each side of the bed.



### Commercial Settings – Offices

To proactively monitor for bed bugs place one SenSci Volcano or ActivVolcano in every office cubicle on the floor against a cubicle wall. Monitors should also be placed within 3-5 feet of any area where personal belongings are stored as they are common routes of entry for bed bugs to office spaces.